



KidiCom[®] ADVANCE



Parent's Guide

The full KidiCom[®] Advance parent's guide can be found online at
<https://www.vtech.co.uk/tutorials/Kidicomadvance>

Getting Started

Register your KidiCom® Advance device to get:

- The full collection of educational games that come with this device.
- Two FREE apps from Learning Lodge™, VTech's online store.¹
- Child-safe chatting with the KidiConnect® app.
- Access to parent settings where you can manage your child's apps, set time limits and more.

1. **CHARGE** your **KidiCom® Advance** device using the included USB cable and adaptor. A flashing green light indicates charging is in progress. The light will stop flashing when the device is fully charged. A full charge takes about 3.5 hours. The battery should be fully charged before the first use or before attempting a system update.
2. **SET UP** the device by following the on-screen prompts to connect to Wi-Fi² and select a time zone.
3. **REGISTER** your **KidiCom® Advance** device by creating a Learning Lodge™ account.
4. **UNLOCK** the KidiConnect™ app after system registration and install the app on your mobile device.
5. **ENJOY** fun learning games, silly photos, child-safe chatting and more!

¹ For first-time registration and designated content only.

² Supports Wi-Fi 802.11 a/b/g/n only.

Key Features



Shortcut Buttons



Camera Button - Instant access to the camera.



Talk Button - Send a quick voice message with the KidiConnect® app.

Parent Settings

To enter parent settings, touch the **Parents** icon on the second page of your child's Home screen.

From parent settings, you can control the way your child plays by adding or removing apps, setting time limits, managing access to the Web, and adjusting device settings.

Adding or Removing Content

Browse Learning Lodge™ for a selection of age-appropriate educational apps that have been approved by **VTech®** learning experts. If you're looking for common Android apps outside of the **VTech®** ecosystem, go to **Device Settings** and select **Get Other Apps** to find instructions to install a third-party app store.



You can manage apps and content through the following options:

- **Storage Manager**—Manage your device's memory.
- **VTech® App Manager**—Download or uninstall any content purchased from Learning Lodge™. You can also uninstall some of the apps that are included with the system.
- **App Settings**—Give permission for third-party apps you download to appear on your child's Home screen.

Setting Time Limits

Select **Time Controls** to limit the amount of time your child can play per day, or to mark certain hours of the day as off limits.

Note: VTech® tablets & handheld devices include Time Limit controls which can be used to set the amount of time your child is allowed to play on the device, or to mark certain areas of the day as off limits. This feature can be found in the Parent Settings/Settings menu and we recommend this is used. For more information and some easy to follow tips on screen time for both parents & children please refer to - <https://www.vtech.co.uk/screentime>.

Managing Web Access

This Web browser is OFF until enabled through the passcode-protected **App Settings**. Although VTech® makes every effort to ensure a kid-safe browsing environment, the content of individual websites may change. Please be sure to monitor your child's online experience.

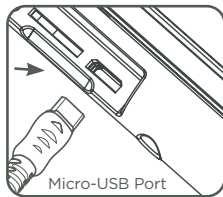
If You Forget Your Parent Settings Passcode

If you forget your **Parents** passcode, go to the passcode screen and enter **9876543210**. We'll send a message to the email address provided at registration.

Additional Information

Charging the Device

- To charge the device, first connect the included USB cable or power adaptor to the **KidiCom® Advance** device by inserting the smaller, micro-USB end of either the power adaptor or USB cable into the micro-USB port on the device.
- If using the power adaptor, plug it in to a power outlet. If using the micro-USB cable, plug it in to a computer's USB port (computer not included).



Guidelines for Electrical Products and Adaptors

- As with all electrical products, precautions should be used and observed during handling and use to prevent electric shock.
- Do not leave the device plugged in for extended periods of time.
- Never clean a plugged-in toy with liquid.
- Never use more than one adaptor.
- The adaptor is not a toy.
- Parents should periodically examine the adaptor for conditions that may result in the risk of fire, electric shock, or injury to persons. In the event of such conditions, the adaptor should be replaced and not used.

Power Adaptor Specifications

Output: 5V DC

WARNING: All packing materials, such as tape, plastic sheets, packaging locks, removable tags, cable ties and packaging screws are not part of this toy and should be discarded for your child's safety.

Note: Please keep this Parent's Guide as it contains important information.




Battery disposal/recycling

As a responsible distributor, **VTech®** is committed to ensuring the correct disposal and reducing the environmental damage they can cause.

VTech® offers a returns program for products with inaccessible batteries (i.e. built-in Lithium Polymer batteries). Please email consumer_services@vtech.com with the subject "battery disposal" to obtain a returns form.

Care & Maintenance

1. Keep your **KidiCom® Advance** out of direct sunlight and away from direct sources of heat.
2. Turn off your **KidiCom® Advance** when not using it for an extended period of time.
3. Avoid dropping your **KidiCom® Advance** and NEVER try to dismantle it.
4. Always keep your **KidiCom® Advance** away from water.

5. Examine the power adaptor periodically for conditions that may result in the risk of fire, electric shock, or injury to persons (such as damage to the output cord, pins, housing or other parts). In the event of such conditions, the adaptor should not be used until properly repaired or replaced.
6. The toy is only to be connected to Class II equipment bearing the following symbol: .
7. Keep the rubber cover of the micro-USB port closed tightly while it is not in use in order to prevent dust or water from getting into the micro-USB port.

Cleaning the KidiCom® Advance Touch Screen

- Slightly dampen a soft, lint-free cloth with a little water and wipe the screen to loosen dirt.
- Use a clean and dry cloth to wipe the screen dry. Repeat these two steps as needed.

Cleaning the KidiCom® Advance Cabinet

- Keep your KidiCom® Advance clean by wiping it with a slightly damp cloth. Never use solvents or abrasives.

Standard guidelines for adaptor toys and electrically operated products

- The toy is not intended for children under 3 years old.
- As with all electrical products, precautions should be used and observed during handling and use to prevent electric shock.
- Do not leave the toy plugged in for extended periods of time.
- The toy shall only be used with a transformer for toys with output DC 5V.
- Never clean a plugged-in toy with liquid.
- Never use more than one adaptor.
- The adaptor is not a toy.
- If the USB cable is damaged, it cannot be used and must be replaced with a recommended cable. Please visit www.vtech.co.uk or contact our Customer Service hotline on 0330 678 0149 (from UK), or +44 330 678 0149 (outside UK) for more information and to purchase a replacement.
- This battery is recyclable, please follow your local recycling regulations.

Minimum System Requirements

PC Hardware Requirements:

CPU: Pentium® 4 or above

Memory: 256MB RAM

300MB Hard disk space

PC Software Requirements:

Microsoft® Windows® 7, Windows® 8 or Windows® 10 Operating System

Adobe® Flash® Player

Macintosh Hardware Requirements:

Macintosh Computer

Memory: 512 MB RAM

300 MB Hard disk space

Macintosh Software Requirements:

Mac OS X 10.9, 10.10, 10.11, macOS 10.12, 10.13 or 10.14

Adobe® Flash® Player 10

*Internet connection required for Internet enabled functions on both PC and Macintosh computers.






Microsoft® and Windows logos are trademarks of Microsoft Corporation in the United States and other countries. Adobe®, the Adobe logo, Flash® are trademarks of Adobe Systems Incorporated in the United States and other countries. Intel®, Pentium® are trademarks of Intel Corporation in the United States and other countries. Macintosh and Mac logos are trademarks of Apple Inc. in the United States and other countries. All other trademarks are the property of their respective owners. THIS PRODUCT IS NOT ENDORSED OR SPONSORED BY ADOBE SYSTEMS INCORPORATED, PUBLISHER OF FLASH.

Important safeguards

Before use, please read this instruction carefully and use the adaptor strictly according to the instruction:

1. The output power taken from the supply must not exceed the rating given on the power supply.
2. The appliance is not intended to be repaired by service personnel in case of failure or component defect (unit can be thrown away).
3. The external flexible cable or cord of this power supply cannot be replaced; If the cord is damaged, the power supply should be scrapped.
4. The disconnection from line voltage is made by pulling the mains plug.
5. The socket-outlet shall be installed near the equipment and shall be easily accessible.
6. For indoor use only.
7. Instructions to parents: Transformers and power supplies for toys are not intended to be used as toys, and the use of these products by children shall be under the full supervision of parents.

The following is an explanation of the symbols on the transformer:

	short-circuit-proof safety isolating transformer
	Class II equipment
	For Indoor Use Only
	Switch mode power supply unit
	Transformers for toys (non-inherently short-circuit-proof transformers)

Disposal of batteries and product

The crossed-out wheelie bin symbols on products and batteries, or on their respective packaging, indicates they must not be disposed of in domestic waste as they contain substances that can be damaging to the environment and human health.



The chemical symbols Hg, Cd or Pb, where marked, indicate that the battery contains more than the specified value of mercury (Hg), cadmium (Cd) or lead (Pb) set out in Battery Directive (2006/66/EC).



The solid bar indicates that the product was placed on the market after 13th August, 2005.

Help protect the environment by disposing of your product or batteries responsibly.

 For more information, please visit: www.recycle-more.co.uk;
www.recyclenow.com.

WARNING

A very small percentage of the public, due to an existing condition, may experience epileptic seizures or momentary loss of consciousness when viewing certain types of flashing colours or patterns, especially on screens. While the **KidiCom® Advance** device does not contribute to any additional risks, we do recommend that parents supervise their children while they play video games. If your child experiences dizziness, altered vision, disorientation, or convulsions, discontinue use immediately and consult your doctor. Please note that focusing on an LCD screen at close range for a prolonged period of time may cause fatigue or discomfort. We recommend that children take a 15-minute break for every hour of play.

Caution

When you are not charging the battery or connected to a computer, close the USB port cover on the **KidiCom® Advance** device for safety.

Use the power adaptor and micro-USB cable that came with this device to charge it. Please note: **VTech®** is the only service provider that is authorised to replace the battery on your **KidiCom® Advance** device. Any attempt to remove or replace the battery by a third party or by yourself may damage your **KidiCom® Advance** device and will void your warranty. If you feel your battery needs service, please contact VTech's Consumer Services Department.

NOTES:

Static electricity may cause the **KidiCom® Advance** device to malfunction. In some cases, the game play score stored in the device's memory may be lost. In cases where the **KidiCom® Advance** device is malfunctioning due to static electricity, reset it by pressing and holding the **Power Button** for 10 seconds until the unit turns off. Then press and hold the **Power Button** for three seconds to turn the unit on again.

This product is licensed under the AVC patent portfolio license for the personal use of a consumer or other uses in which it does not receive remuneration to

(i) encode video in compliance with the AVC standard ("AVC video") and/or

(ii) decode AVC video that was encoded by a consumer engaged in a personal activity and/or was obtained from a video provider licensed to provide AVC video.

No license is granted or shall be implied for any other use. Additional information may be obtained from MPEG LA, L.L.C. See mpegla.com

Disclaimer and Limitation of Liability

VTech® Electronics Europe PLC and its suppliers assume no responsibility for any damage or loss resulting from the use of this handbook. **VTech®** Electronics Europe PLC and its suppliers assume no responsibility for any loss or claims by third parties that may arise through the use of this software. **VTech®** Electronics Europe PLC and its suppliers assume no responsibility for any damage or loss caused by deletion of data as a result of malfunction, dead battery, or repairs. Be sure to make backup copies of important data on other media to protect against data loss.

Company: **VTech®** Electronics Europe PLC

Address: Napier Court, Abingdon Science Park, Abingdon, Oxon, OX14 3YT.

Phone : 0330 678 0149 (from UK), or +44 330 678 0149 (outside UK)

Hereby, **VTech®** Electronics Europe BV declares that the radio equipment type 1695 is in compliance with Directive 2014/53/EU. The full text of the EU declaration of conformity is available at the following internet address: www.vtech.com/re-directive.

This radio equipment operates with radio frequency at 2.4GHz with maximum radio-frequency power < 0.1W.

USB cable with ferrite must be used with this equipment to ensure compliance with the EMC Directive 2004/108/EC limits.

END USER LICENSE AGREEMENT

THIS IS A LEGAL AGREEMENT BETWEEN YOU AND VTECH INC. ("VTECH"), STATING THE TERMS THAT GOVERN YOUR USE OF SOFTWARE FOR KIDICOM® ADVANCE OR IN CONNECTION WITH THE APPLICATION OF SOFTWARE ("SOFTWARE"). "SOFTWARE" INCLUDES AUDIO FILES FOR THE KIDICOM® ADVANCE SYSTEM.

BY ACTIVATING, USING, DOWNLOADING OR INSTALLING THIS SOFTWARE, YOU ARE AGREEING TO BE BOUND BY THE TERMS OF THIS AGREEMENT. YOUR RIGHT TO USE THE SOFTWARE IS CONDITIONAL UPON YOUR AGREEMENT TO THESE TERMS. IF YOU DETERMINE THAT YOU ARE UNWILLING TO AGREE TO THE TERMS OF THIS LICENSE AGREEMENT, YOU HAVE NO RIGHT TO USE THE SOFTWARE AND YOU SHOULD PROMPTLY RETURN THE SOFTWARE TO VTECH OR DELETE IT.

IF YOU ARE UNDER THE AGE OF 18 OR ARE OTHERWISE CONSIDERED A MINOR IN YOUR JURISDICTION, YOU SHOULD REVIEW THESE TERMS AND CONDITIONS WITH YOUR PARENT OR GUARDIAN (COLLECTIVELY, "PARENT") AND MAKE SURE THAT YOUR PARENT UNDERSTANDS AND AGREES ON YOUR BEHALF TO THESE TERMS AND CONDITIONS.

WHEREVER THIS AGREEMENT REFERS TO "YOU" OR "YOUR," IT IS MEANT TO INCLUDE BOTH PARENT AND CHILDREN USERS, EXCEPT WHERE A CHILD IS NOT OF SUFFICIENT LEGAL AGE TO ENTER INTO A BINDING CONTRACT (SUCH AS AN E-COMMERCE TRANSACTION) OR PROVIDE ANY REQUIRED CONSENTS (SUCH AS CONSENT TO DATA COLLECTION, PROCESSING, OR TRANSFERS), IN WHICH CASE THE PARENT OF SUCH CHILD HEREBY ACKNOWLEDGES AND AGREES HE/SHE IS ACTING ON THE CHILD'S BEHALF TO EFFECTUATE SUCH CONTRACTS OR CONSENTS AND IS FULLY LIABLE FOR THE ACTIONS OR INACTIONS OF SUCH CHILD WITH RESPECT TO THE USE OF THE SOFTWARE AND RELATED SERVICES.

1. OWNERSHIP. The Software and Documentation (including all content contained within the Product) are owned by VTECH, or its licensors, and are protected by international copyright and other intellectual property laws. The Software and Documentation shall only be used by you in accordance with this Agreement. The Software and Documentation are licensed, not sold. Except as specifically set forth herein, VTECH and its licensors retain all right, title and interest, including all intellectual property rights, in and to the Software and Documentation.

2. LICENSE TERMS. VTECH grants to you, subject to the terms, conditions and limitations further defined in this Agreement, a non-exclusive, non-sublicensable, non-transferable license for non-commercial use, and to use the Documentation in connection with such use of the Software. Any modifications, upgrades, error corrections, or other updates to the Software provided by VTECH to you shall be deemed part of the Software and use thereof shall be governed by the terms and conditions of this Agreement, unless the parties have entered into a separate, written agreement governing such modifications, upgrades, error corrections, or other updates.

3. RESTRICTIONS ON REVERSE ENGINEERING AND SECURITY. Except to the extent otherwise expressly and unambiguously authorised by VTECH or to the extent such restrictions are explicitly prohibited by applicable law, you shall NOT reverse engineer, decompile, disassemble, translate or attempt to learn the source code of the Software (ii) copy, modify, create derivative works of, distribute, sell, assign,

pledge, sublicense, lease, loan, rent, timeshare, deliver or otherwise transfer the Software (iii) remove from the Software, or alter or add, any copyright, trademarks, trade names, logos, notices or markings (iv) violate, tamper with or circumvent any security system or measures implemented by VTECH which are designed to prevent unauthorised copying of the Software. Any such forbidden use shall immediately terminate your license to the Software without any prior notice.

4. LIMITED WARRANTY. VTECH warrants to you - subject to your compliance with the terms herein - that for a period of ninety (90) days from the date you purchase the Product, the Software will substantially conform to VTECH's published specifications for the Software. Your sole and exclusive remedy under the foregoing warranty shall be for VTECH, at its choice, to use commercially reasonable efforts to correct any substantial non-conformity of the Software reported to VTECH in writing within the warranty period and/or provide a replacement copy of the Software. The foregoing warranty shall not apply to any non-conformity that is caused by (i) the use or operation of the Software with an application or in an environment other than that intended or recommended by VTECH, (ii) modifications to the Software not made by VTECH or (iii) third party hardware or software provided by any third party. VTECH MAKES NO WARRANTIES THAT THE SOFTWARE IS ERROR FREE OR IS SUITABLE FOR YOUR PURPOSES. VTECH MAKES NO WARRANTIES OTHER THAN THOSE SET FORTH ABOVE, AND HEREBY DISCLAIMS ALL OTHER WARRANTIES, WHETHER EXPRESS, IMPLIED OR STATUTORY, WITH RESPECT TO THE SOFTWARE OR DOCUMENTATION, INCLUDING, WITHOUT LIMITATION, ANY IMPLIED WARRANTIES OF MERCHANTABILITY, FITNESS FOR A PARTICULAR PURPOSE, OR NONINFRINGEMENT. NO ORAL OR WRITTEN INFORMATION OR ADVICE GIVEN BY VTECH, ITS RESELLERS, AGENTS OR EMPLOYEES SHALL CREATE A WARRANTY.

5. LIMITATION OF LIABILITY. IN NO EVENT SHALL VTECH BE LIABLE FOR ANY LOSS OF PROFITS, USE OF DATA, COST OF REPLACEMENT GOODS OR HARDWARE, OR OTHER INDIRECT, INCIDENTAL, SPECIAL, OR CONSEQUENTIAL DAMAGES ARISING OUT OF YOUR USE OR INABILITY TO USE THE SOFTWARE DOWNLOAD OR DOCUMENTATION, EVEN IF VTECH HAS BEEN ADVISED OF THE POSSIBILITY OF SUCH DAMAGES, AND NOTWITHSTANDING THE FAILURE OF ESSENTIAL PURPOSE OF ANY REMEDY. YOU AGREE THAT IN NO EVENT WILL VTECH'S AGGREGATE LIABILITY HEREUNDER OR RELATED TO YOUR USE OF THE SOFTWARE OR DOCUMENTATION EXCEED THE AMOUNT PAID FOR THE PRODUCT AND/OR SOFTWARE.

6. TERMINATION. This License Agreement will automatically terminate if you fail to comply with any term thereof. No notice shall be required from VTECH to effect such termination.

Dear customer,

Please take a few moments to read our Privacy Policy to get full information regarding how your personal data is handled by VTech.

This Privacy Policy is available at https://www.vtech.co.uk/privacy_policy



CLASS 1
LED PRODUCT

VTech understands that a child's needs and abilities change as they grow and with that in mind we develop our toys to teach and entertain at just the right level...

Electronic Learning Computers

Cool, aspirational and inspiring computers for curriculum related learning

vtech Baby

Toys that will stimulate their interest in different textures, sounds and colours

I am...

...responding to colours, sounds and textures

...understanding cause and effect

...learning to touch, reach, grasp, sit-up, crawl and toddle

Pre-School

Interactive toys to develop their imagination and encourage language development

I want...

...to get ready for school by starting to learn the alphabet and counting

...my learning to be as fun, easy and interesting as can be



...to show my creativity with drawing and music so my whole brain develops

I need...

...challenging activities that can keep pace with my growing mind

...intelligent technology that adapts to my level of learning

...National Curriculum based content to support what I'm learning at school

Birth-36 months


3-6 years

4-10 years



To learn more about this and other VTech® products, visit www.vtech.co.uk

CONSUMER SERVICES

Creating and developing  products is accompanied by a responsibility that we at Vtech® take very seriously. We make every effort to ensure the accuracy of the information, which forms the value of our products. However, errors sometimes can occur. It is important for you to know that we stand behind our products and encourage you to call our Consumer Services Department with any problems and/or suggestions that you might have. A service representative will be happy to help you.

UK Customers:

Phone: 0330 678 0149 (from UK) or +44 330 678 0149 (outside UK)

Website: www.vtech.co.uk/support

Australian Customers:

Phone: 1800 862 155

Website: support.vtech.com.au

NZ Customers:

Phone: 0800 400 785

Website: support.vtech.com.au

PRODUCT WARRANTY/ CONSUMER GUARANTEES

UK Customers:

Read our complete warranty policy online at vtech.co.uk/warranty.

Australian Customers:

VTECH ELECTRONICS (AUSTRALIA) PTY LIMITED – CONSUMER GUARANTEES

Under the Australian Consumer Law, a number of consumer guarantees apply to goods and services supplied by VTech Electronics (Australia) Pty Limited. Please refer to vtech.com.au/consumerguarantees for further information.

**Visit our website for more
information about our products,
downloads, resources and more.**

www.vtech.co.uk

www.vtech.com.au

